

Specifications

Parameter	Unit	Minimum	Typical	Maximum
Center Frequency	MHz	57.7	57.8	57.9
Insertion Loss	dB	-	20	28
1.2 dB Bandwidth	MHz	3.6	3.68	-
3 dB Bandwidth	MHz	-	3.83	-
35 dB Bandwidth	MHz	-	4.43	4.5
40 dB Bandwidth	MHz	-	4.46	-
45dB Bandwidth	MHz	-	4.49	-
50 dB Bandwidth	MHz	-	4.52	5.7
55 dB Bandwidth	MHz	-	4.55	13.7
Passband Variation	dB	-	1	1.2
Absolute Delay	usec	-	4.39	4.5
Ultimate Rejection($f_0 \pm 15\text{MHz}$)	dB	55	75	-
Material Temperature coefficient	KHz/°C	-5.43		
Ambient Temperature	°C	25		
Package Size	DIP3512 (35.0x12.8x4.7mm3)			

Notes:


1. All specifications are based on the test circuit shown
2. In production, devices will be tested at room temperature to a guardbanded specification to ensure electrical compliance over temperature
3. Electrical margin has been built into the design to account for the variations due to temperature drift and manufacturing tolerances
4. This is the optimum impedance in order to achieve the performance show

Matching Configuration

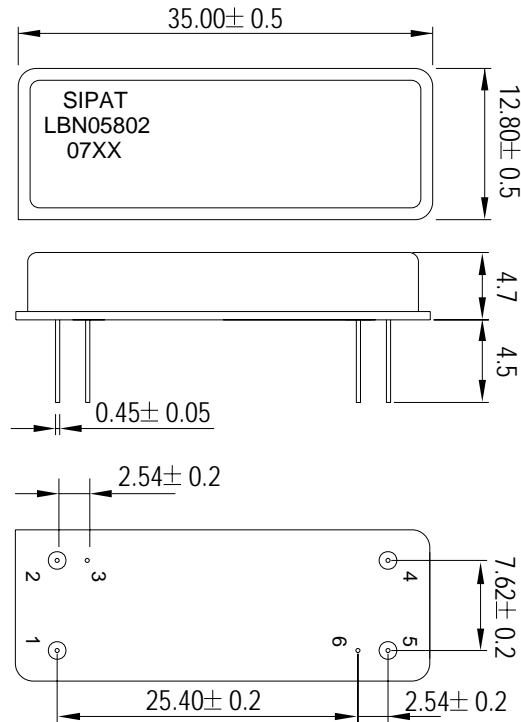


Source/Load Impedance=50 ohm

Notes - Component values may change depending on board layout.

	SIPAT Co., Ltd. (CETC No.26 Research Institute) #14 Nanping Huayuan Road, Chongqing, China, 400060	Part Number	LBN05802	
		Rev. Date	2007-08-08	
		Ver.	1.0	Page

Package Dimension



- 1) ∴ Pad Number 1 Index
- 2) SIPAT: Manufacturer name
- 3) LBN05802: Part Number
- 4) 07XX: Date Code

Input	1
Output	5
Ground	All Others

Package: DIP3512

Unit: mm

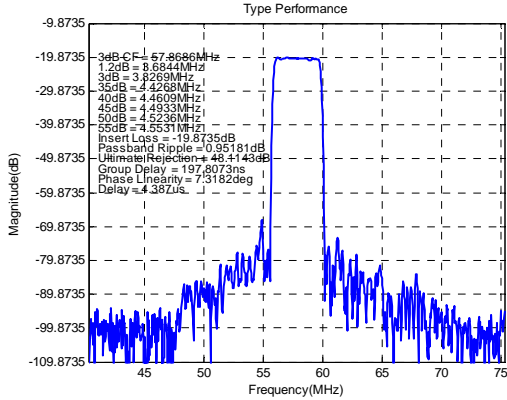


SIPAT Co., Ltd.
(CETC No.26 Research Institute)
#14 Nanping Huayuan Road,
Chongqing, China, 400060

Part Number	LBN05802	
Rev. Date	2007-08-08	
Ver.	1.0	Page 2/4

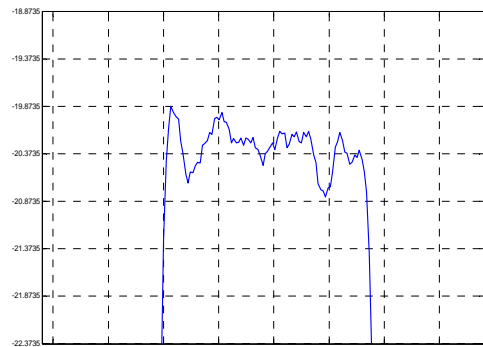
Typical Performance

Frequency Respond



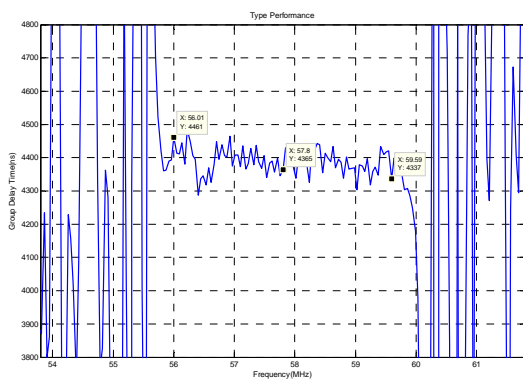
Horizontal: 5MHz/Div Vertical: 10dB/Div

Passband Respond



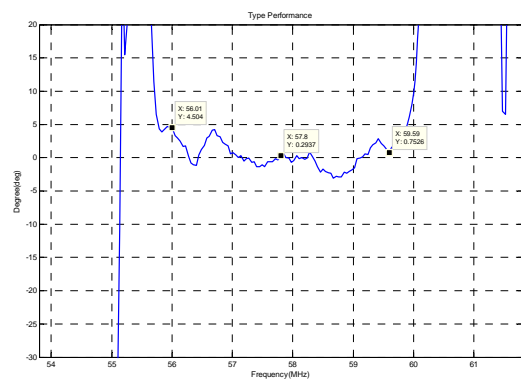
Horizontal: 1MHz/Div Vertical: 0.5dB/Div

Group Delay Variation(f0±1.8MHz)



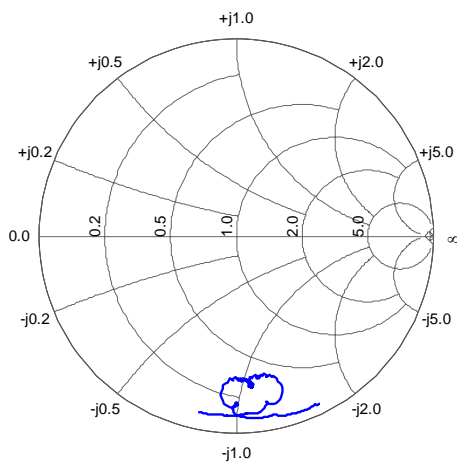
Horizontal: 1MHz/Div Vertical: 100ns/Div

Phase Linearity(f0±1.8MHz)

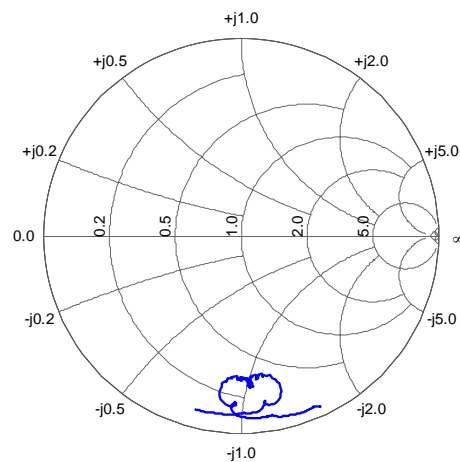


Horizontal: 1MHz/Div Vertical: 5deg/Div

Smith Chart S11



Smith Chart S22




SIPAT Co., Ltd.
(CETC No.26 Research Institute)
#14 Nanping Huayuan Road,
Chongqing, China, 400060

Part Number	LBN05802	
Rev. Date	2007-08-08	
Ver.	1.0	Page 3/4

Maximum Ratings

Operating Temperature Range	°C	[-40°C;+85°C]
Storage Temperature Range	°C	[-40°C;+105°C]
DC Voltage	V	0
Input Power	dBm	10 max
ESD Class		1

	SIPAT Co., Ltd. (CETC No.26 Research Institute) #14 Nanping Huayuan Road, Chongqing, China, 400060	Part Number	LBN05802	
		Rev. Date	2007-08-08	
		Ver.	1.0	Page